


RaiseNow TWINT QR

Styleguide for the use of the TWINT QR Code
Pay Plus and Donate.



Introduction

This document serves as a manual for the use of the TWINT QR Code for Pay Plus and Donate. The downloaded files (QR Code + Call To Action) should not be edited but integrated into the printing material. Edited files do not meet the given design guidelines from TWINT. The QR Code downloads are available in three colors (gray, black, white).



Use of different sizes

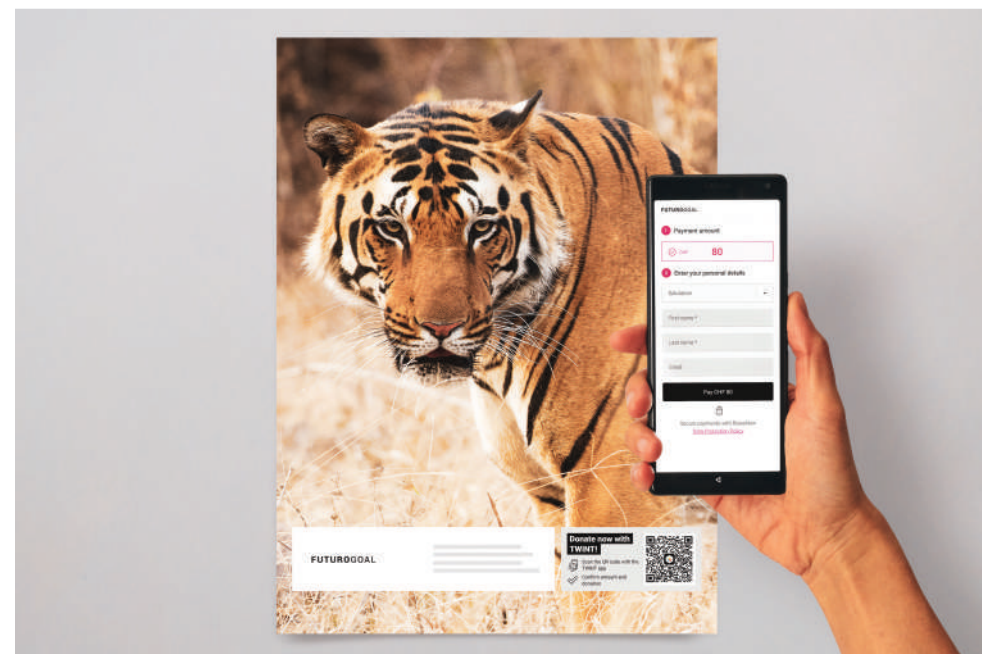
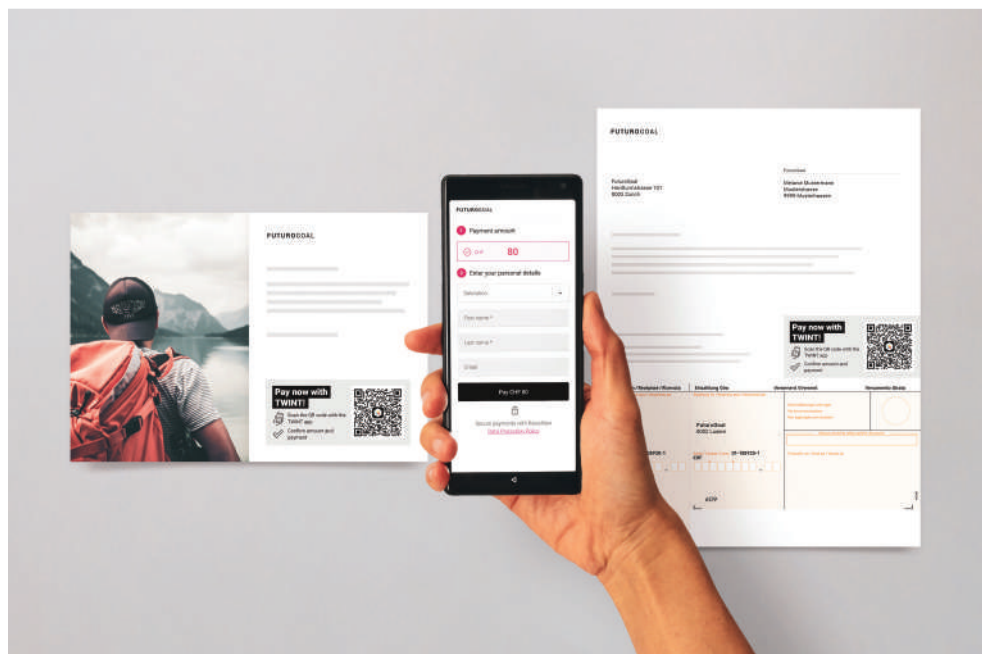
The downloaded package contains one size QR Code.

To ensure the readability and functionality of the QR Code, the provided PNG should not be cropped.

Size (184 mm x 84 mm)

Scale-down up to 50% the size of the provided QR Codes for smaller print formats like DIN A5 or DIN A4.

Use actual size QR Codes for larger print formats like DIN A3 or posters.
If you would need a bigger format, please contact RaiseNow.

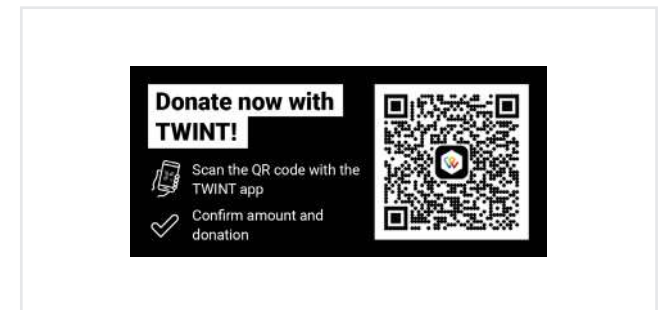
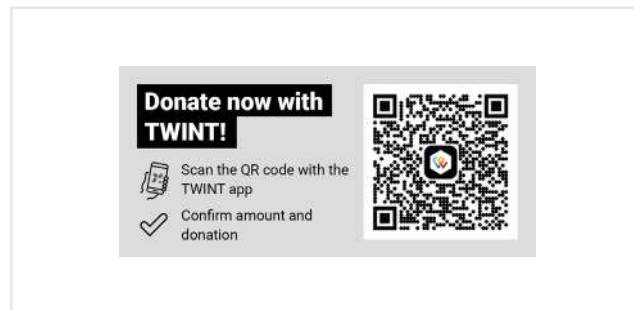



Use of different background colors

The Call To Action should be well integrated and not too disruptive, but at the same time it should be striking enough and clearly visible. The backgrounds serve to improve readability and also to ensure that the individual elements, such as text, QR Code, and icons, feel consistent and like they belong together.

Good examples

The QR Code + Call To Action clearly stand out from the background.

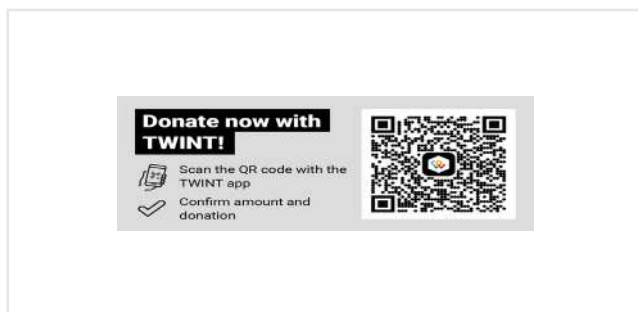


Do's and don'ts

To ensure that the QR Code functions correctly, the downloaded files (QR Code + Call To Action) should not be edited or modified. Edited files do not meet the given design guidelines from TWINT.

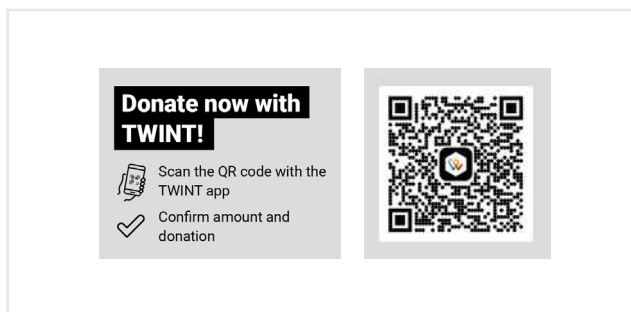
Do not

Stretch or compress the provided files.



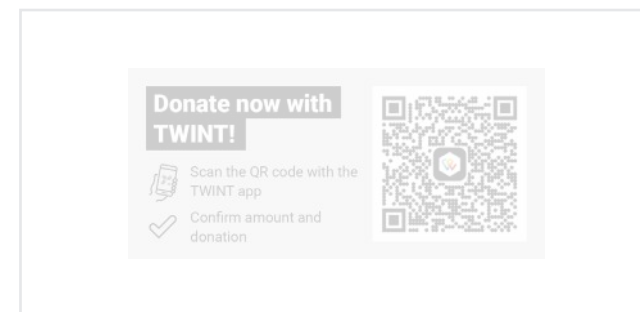
Do not

Crop or separate the QR Code from the Call To Action.



Do not

Use transparency or layer effects.



Mandatory quality check

We will review your print or digital implementation of the TWINT QR code in order to ensure your payment experience is as effective as possible. Send a PDF to twint@raisenow.com and you will receive feedback within two business days.

Further information

More information, tips and tricks can be found here: support.raisenow.com

